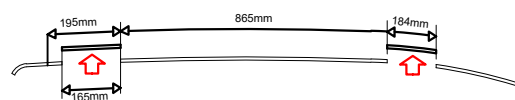
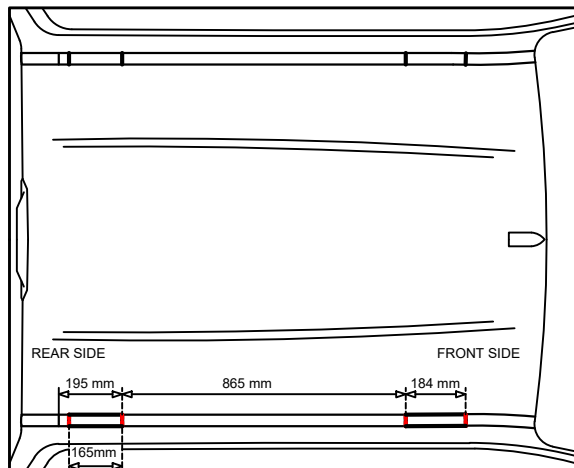


MAZDA BT 50 / ISUZU D- MAX ROOF
Use these measurements to cut and remove
original roof ditch rubber sections.

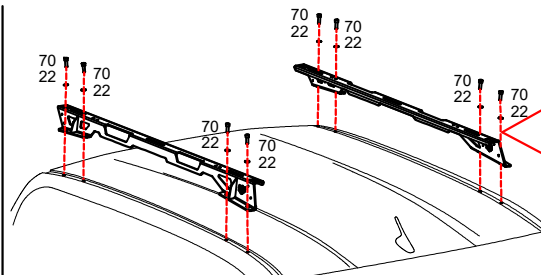


Forward bolt position to be used for Xterain to clear rear sailplain.

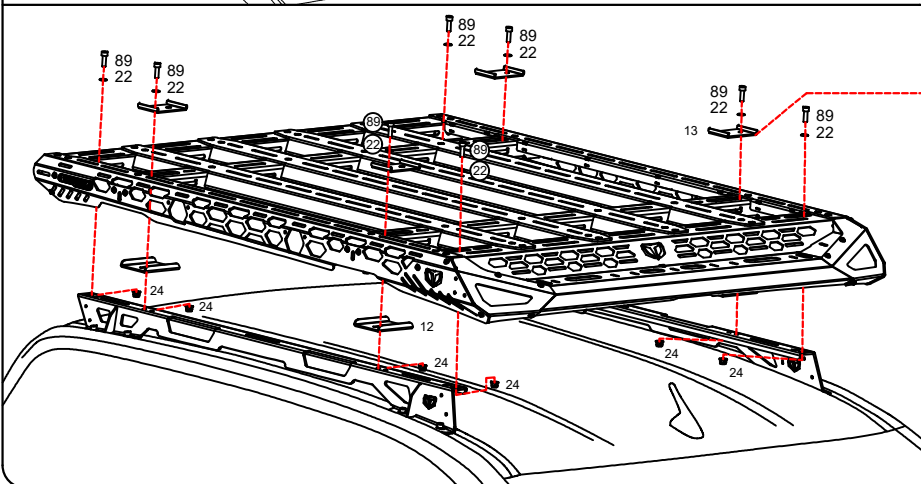
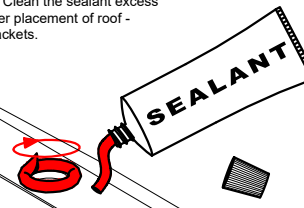
TMX RR 104047 SET BOLT KIT

| Item N° | Part | Description | Qty |
|---------|---------------------------|-------------|-----|
| 24 | M8 1,25 flange nylock nut | | 8 |
| 70 | M8 1,25 X 20 ALEN CAP | | 8 |
| 22 | M8 washer | | 16 |
| 89 | M8 1,25 x 35 ALEN CAP | | 8 |

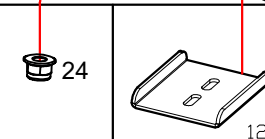
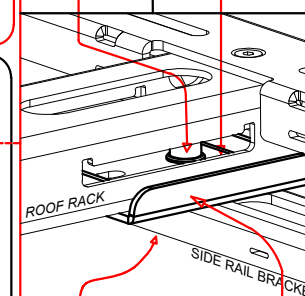
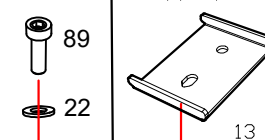
MAZDA BT 50 / ISUZU D-MAX
104073



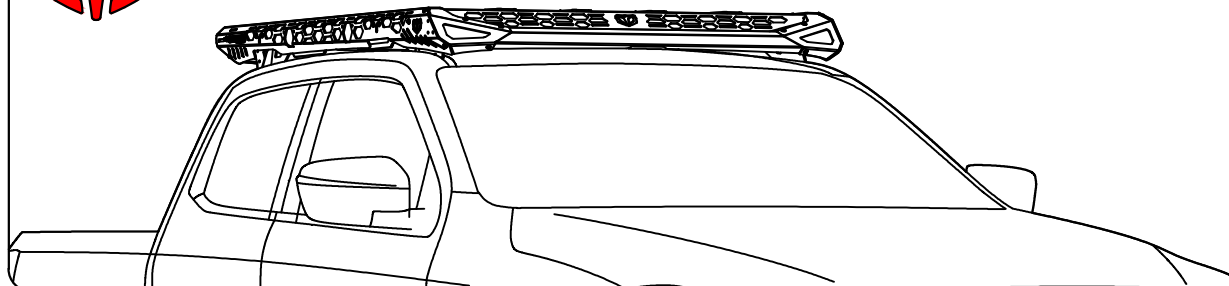
1- Use SEALANT around all roof holes before place brackets to protect and seal.
2- Clean the sealant excess after placement of roof - brackets.



TMX RR 011 B
X 4



TMX RR 011 A
X 4



DONE!