

XD RTT ADJUSTABLE AWNING BRACKET

Assembly and Mounting Instructions

XD RTT ADJUSTABLE AWNING BRACKET (DOUBLE) (9108)
XD RTT ADJUSTABLE AWNING BRACKET (TRIPLE) (9109)

Congratulations on purchasing the RacksBrax XD Roof Top Tent Adjustable Awning Bracket. This bracket is designed to be used with a RacksBrax XD Hitch to permit quick release of some shower tents and many wing style awnings from roof top tents.

The XD Hitch is sold separately.

WARNING

(Read in conjunction with RacksBrax "SAFETY WARNINGS")

- 1) Bolt torque settings: M8 = 6N·m (5 ft·lb).
- 2) Do not use nylon-insert lock nuts more than once.
- 3) To reduce the chance of threads seizing use an **anti-seize compound** and tighten thread **slowly to avoid heat buildup in the threads**.
- 4) **DO NOT USE DRILL TO TORQUE BOLTS.**
- 5) **Maximum load** per single Hitch is 20kg/44lb.
A lesser roof rack capacity may reduce this.
- 6) Loads must not exceed the rated load capacity of the Hitch (20kg/44lb), the bracket (20kg/44lb), the roof rack nor the vehicle manufacturers' specifications.
- 7) Awnings must be restrained in windy conditions, drained during rain and cleared during snow.

INTRODUCTION

The **RacksBrax XD RTT (Roof Top Tent) Adjustable Awning Brackets (DOUBLE) 9108** or **XD RTT Adjustable Awning Brackets (TRIPLE) 9109** are crafted from stainless steel, powder coated black. Brackets are designed for a load of 20kg (44lbs) per bracket, and can be fitted to channels on the side of many roof top tents. Loads are subject to the RTT (Roof Top Tent) manufacturer's permitted tent load per mounting position. Brackets permit 4 x M8 fasteners each (**minimum 2 per Mounting Angle**) to attach the bracket to the RTT channels where only channels are provided.

These brackets will only fit to pairs of RTT channels that are between 33mm and 60mm apart, centre to centre with a side wall on the RTT that is vertical. Brackets are height adjustable to achieve the optimum level for your camp setup. Whilst stainless steel fasteners for bracket assembly are supplied, fasteners to attach the bracket (via the Mounting Angles) to the RTT are NOT supplied. The latter must be 4 No M8 size fasteners (per bracket) and may be purchased from your RTT stockist to suit your specific RTT model noting that some RTTs use standard hex head set screws and some have square or rectangle head T bolts to achieve their stated load capacity.

PARTS

Figure 1 XD Upright Part (Long Slots Uppermost)

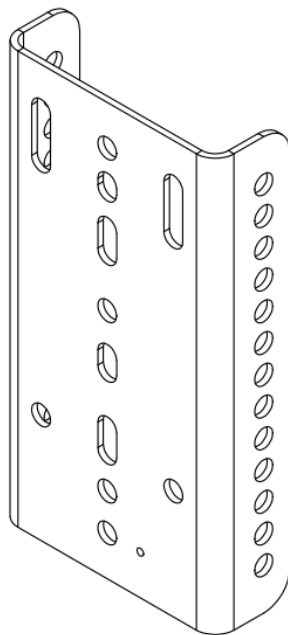


Figure 2 HD/XD Upright Mounting Angle Left (Left) and Right (Right) – Long Slots Uppermost

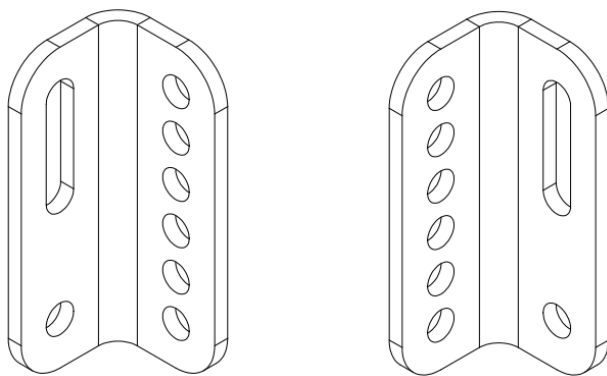


Figure 3 Bracket Dimensions

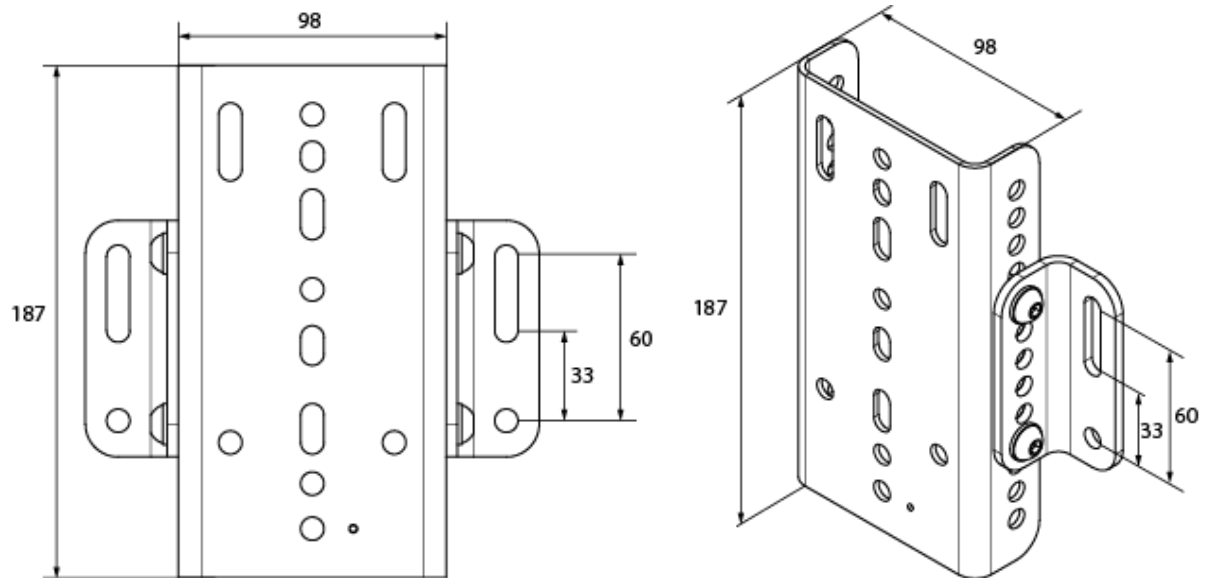


Table 1 XD RTT Adjustable Awning Bracket Parts List

PART	Quantities Supplied	
	XD RTT ADJUSTABLE AWNING BRACKET (DOUBLE) (9108)	XD RTT ADJUSTABLE AWNING BRACKET (TRIPLE) (9109)
M8 x 20 Socket Button Heads	8	12
M8 Nylon Insert Lock Nuts	8	12
M8 17 x 1.2 Flat Washers	16	24
RB-INS-024 – XD RTT Adjustable Awning Bracket Instructions	1	1
RB-POL-004 – Warranty and Safety Warnings	1	1

HEIGHT ADJUSTMENT

Bracket height is adjustable by locating the upright portion of each bracket at higher or lower levels ensuring that 2 No M8 socket head screws per HD/XD Upright Mounting Angle are located as far apart, i.e. at the extreme ends of each Upright Mounting Angle.

WHAT ELSE DO I NEED FOR THE BRACKET?

The brackets are designed to be fitted with a RacksBrax quick release **XD Hitch (DOUBLE) 9000** for double brackets and **XD Hitch (TRIPLE) 9001** for triple brackets. XD Hitches allow the quick removal of awnings and some shower tents from the side of roof top tents for out of weather storage when not in use. To determine suitability for your awning or shower tent, check the RacksBrax "[Works With](#)" guides by awning/shower tent manufacturer to ensure that they are suited to an **XD Hitch (DOUBLE) 9000** or **XD Hitch (TRIPLE) 9001**. See also below "Double or Triple Brackets?" below.

Figure 4 RacksBrax XD Hitch fitted to XD RTT Adjustable Awning Bracket (Front View)



DOUBLE OR TRIPLE BRACKETS?

Whilst an awning may need only 2 brackets to be fastened to roof racks (based on the RacksBrax "[Works With](#)" guide) the weight of the awning and the load capacity of the roof top tent may mean 3 brackets are required to reduce the load per bracket location as recommended by the RTT manufacturer.

WHAT ARE THE ADVANTAGES?

When the brackets are fitted with a RacksBrax quick release XD Hitch (either double or triple), removal of a shower tent or awning (when not required) lightens the load on the vehicle saving fuel and allowing the shower tent/awning relief from the weather. Additionally, if the RTT is to be removed from a vehicle, the prior quick removal of the shower tent/awning substantially reduces RTT weight making it safer and easier to remove the RTT.