

# MANAGER30 BATTERY MANAGEMENT SYSTEM.



THE POWER OF  
**REDARC**



# INFINITE POWER FOR ENDLESS ADVENTURE.

REDARC.COM.AU/BMS




**MAINTAIN AND MONITOR.**



**CHARGING ON THE GO.**



**EASY INSTALL.**



## MANAGER30 BATTERY MANAGEMENT SYSTEM.

The Manager30 is a state-of-the-art battery management system designed to charge and maintain auxiliary batteries in recreational vehicles, caravans and camper trailers.

This 30 amp charger can simultaneously charge from 240 volt AC mains power, your vehicle's alternator and solar. Whether you're free camping or on a powered site, it knows how to take charge and keep auxiliary batteries fully charged.

Designed and manufactured in Australia for the toughest conditions, using the latest electronic and design technology, The Manager30 will get you to where you want to go - and back again - with complete confidence.

No matter where you travel you know you will always have the power you need.

### SIX SOLUTIONS IN ONE.

- DC In-vehicle battery charger
- 240 volt AC battery charger
- MPPT solar regulator
- Dual battery isolator with Smart Start® technology
- Load disconnect controller
- Remote battery monitor

Developed with ease of installation in mind, The Manager30 is compatible with all vehicles and alternator systems including variable voltage alternators.

### POWERFUL OUTPUT.

The Manager30 comes with a 30 amp current output and is able to handle more power intensive loads and maintain larger battery banks.

It can also charge all common automotive batteries including lithium (LiFePO<sub>4</sub>).

### GREEN POWER PRIORITY.

If 12 volt solar power is available, solar power will be used before topping up the output charging current from another source such as mains power or DC vehicle power when you're on the move.

### MPPT SOLAR REGULATOR.

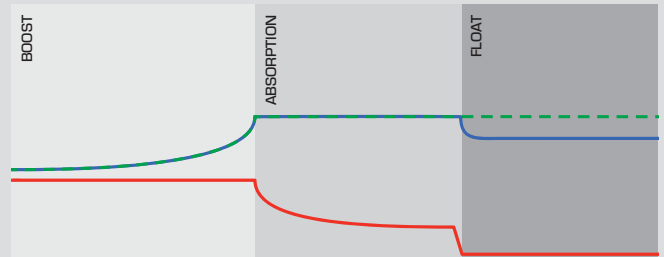
The built-in Maximum Power Point Tracking (MPPT) solar regulator allows The Manager30 to deliver the maximum amount of power from your solar panels, even during low light conditions.



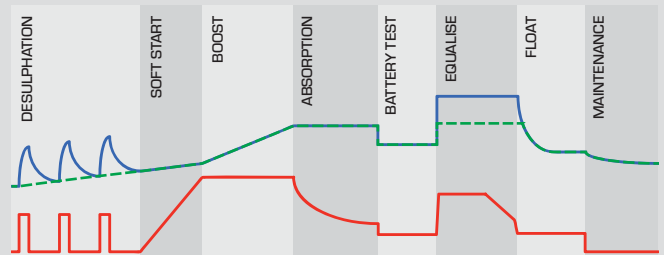
### MULTI-STAGE CHARGING PROCESS.

Two different multi-stage charging profiles fully charge auxiliary batteries.

Touring mode - designed for use when 'on the road'. It offers a three stage\* charging profile consisting of boost, absorption and float. Touring mode will charge your auxiliary battery to its optimal level whilst allowing you to run loads from the battery.



Storage mode - designed to keep your auxiliary battery charged whilst your caravan/camper is in storage by using an eight stage\* charging profile.



Sophisticated fault detection sensors monitor the battery conditions during all stages of charging, keeping you and your caravan/camper safe.

**VOLTAGE - SLA** **VOLTAGE - LITHIUM** **CURRENT**

\* Depending on the battery type some stages are omitted from the profile.

## REMOTE BATTERY MONITOR OPTIONS.

The Manager30 comes with a choice of displays designed to give you house battery information and charge status along with critical system information while charging is in progress.

### BMS1230S3 WITH STANDARD DISPLAY.

The BMS1230S3 is supplied with the standard monochrome remote monitor which provides information such as state of charge, current, voltage and temperature as well as a simplified battery percentage and charge rate.



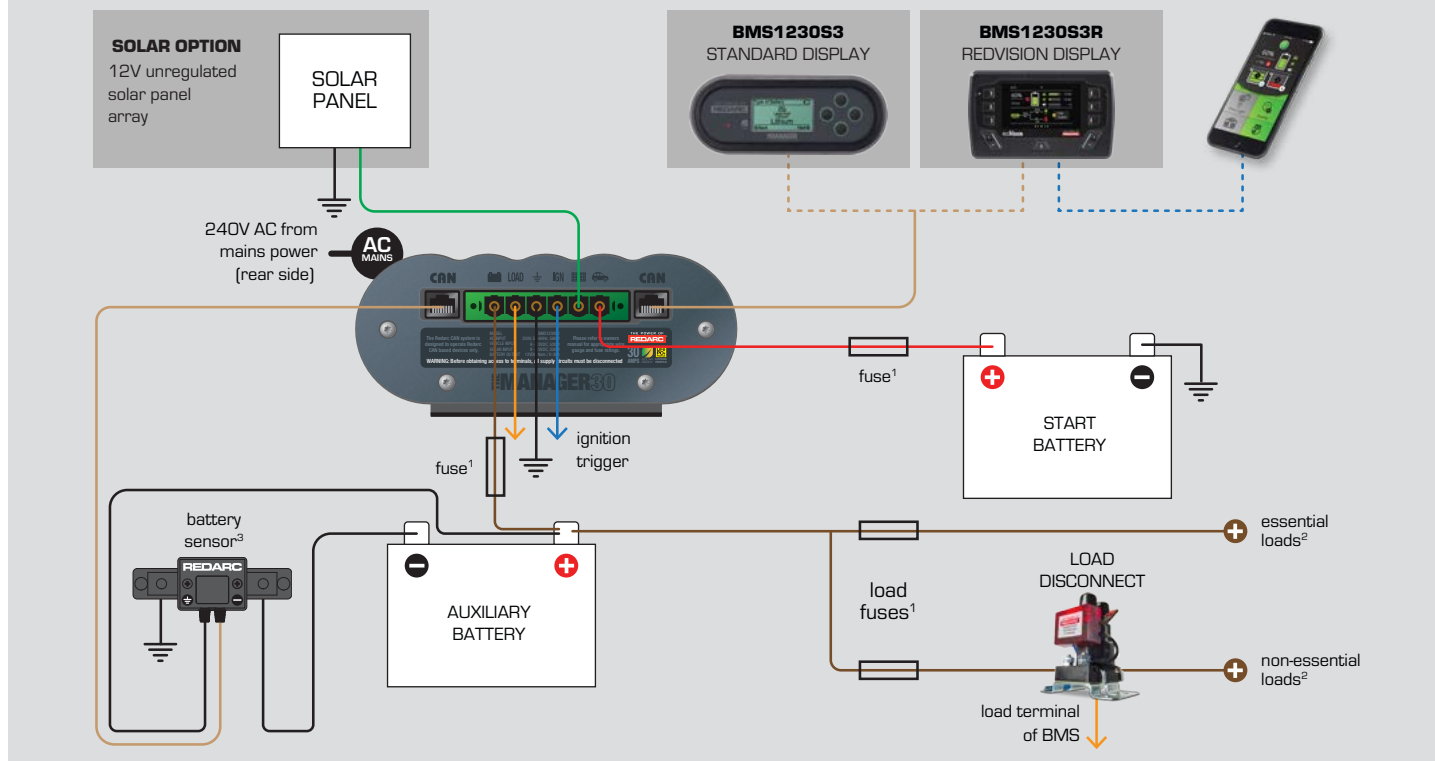
### BMS1230S3R WITH REDVISION DISPLAY.

The BMS1230S3R is supplied with the RedVision Display and provides connectivity of the Manager30 to the RedVision Smartphone app, which is compatible with most phones and devices running iOS 12.0, Android 8.0 and Bluetooth 4.0 or later.

This allows monitoring of the battery state of charge from your mobile device.



## MANAGER30 STANDARD INSTALLATION



	<b>BMS1230S3</b>		<b>BMS1230S3R</b>	
Output current	30A		30A	
Charging mode	Storage	Touring	Storage	Touring
Lithium (max) †	14.5V	14.5V	14.5V	14.5V
GEL (max) †	14.4V	14.4V	14.4V	14.4V
AGM (max) †	14.4V	14.4V	14.4V	14.4V
Calcium †	16.0V	15.2V	16.0V	15.2V
Lead acid †	15.5V	14.8V	15.5V	14.8V
Operating temperature	-40° ~ 80° C		-40° ~ 80° C	
Main unit dimensions H x W x L	445 x 185 x 79mm		445 x 185 x 79mm	
Display unit dimensions H x W x D	186 x 74 x 29mm		178 x 107.5 x 25.5mm	
Weight	5.5kg		5.2kg	
EMC compliance	RCM, AS/NZS, CISPR11		RCM, AS/NZS, CISPR11	
Safety compliance	AS/NZS 60335.2.29, AS/NZS 60335.1		AS/NZS 60335.2.29, AS/NZS 60335.1	
Environmental compliance	RoHs		RoHs	
Warranty	Two years		Two years	

† Voltages stated are nominal and may vary slightly from that specified. Contact REDARC for more information.

‡ The Manager30 will only charge the battery when the battery temperature is between -25°C and +60°C for standard lead acid, AGM and calcium batteries that are above 10.5 volts and between 0°C and +60°C in all other circumstances.

1 Fuses are not supplied. The size of these load fuses relate to the total current draw of all loads connected to the house battery and should be rated slightly higher than this.

2 Essential loads are loads which must be left on at all times (or until the battery is flat). Non-essential loads are those which can be switched off when the battery

reaches a particular low-charge level, which can be set in the 'advanced settings' menu.

3 Either CANBus connection can be used for the display or battery sensor.



For more information scan the QR code or visit the website...



For help choosing the best dual battery setup use the free **REDARC DUAL BATTERY SYSTEM SELECTOR**  
Visit [redarc.com.au/dual-battery-selector](http://redarc.com.au/dual-battery-selector)



**REDARC.COM.AU**

### HEAD OFFICE

23 Brodie Road (North), Lonsdale South Australia, Australia 5160

Email [power@redarc.com.au](mailto:power@redarc.com.au)

### AUSTRALIA

Head office 08 8322 4848

Tech support 1300 REDARC (1300 733 272)

### NEW ZEALAND

Head office 9 222 1024

Tech support +61 1300 REDARC (+61 1300 733 272)

THE POWER OF

**REDARC**

Details and specifications are subject to change without notice.  
© 2021 REDARC Electronics Pty Ltd.  
All rights reserved.  
7088-FLYER7-211206

