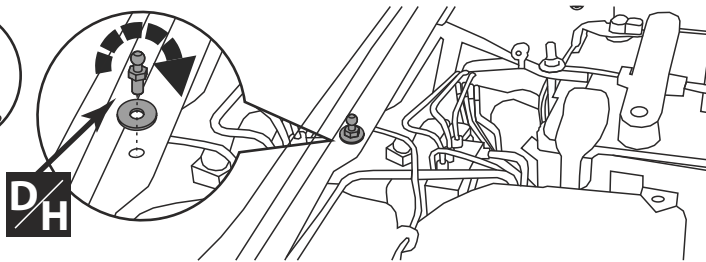
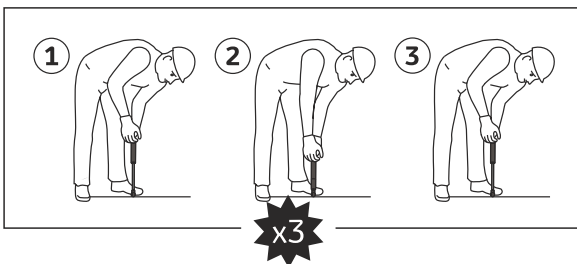
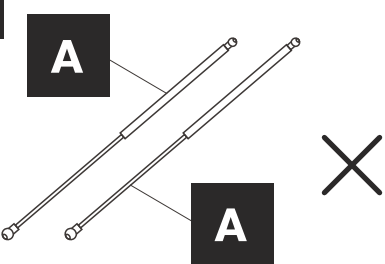


6

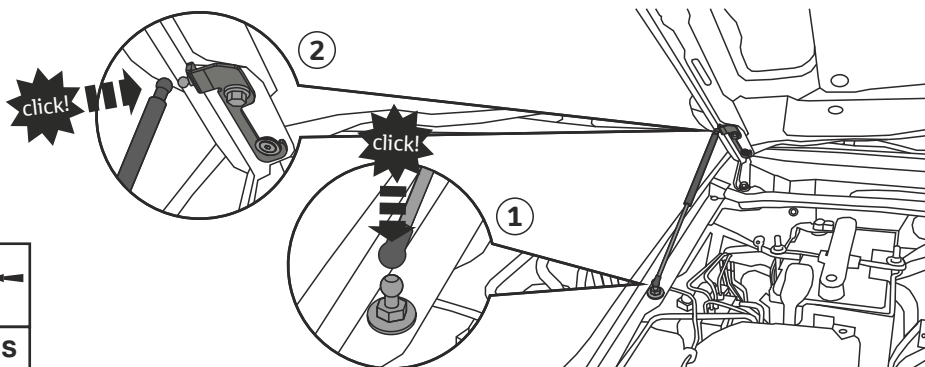


LHS=RHS

6



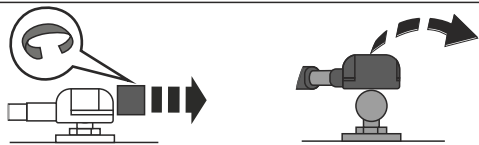
7



LHS=RHS

⚠ Attention!

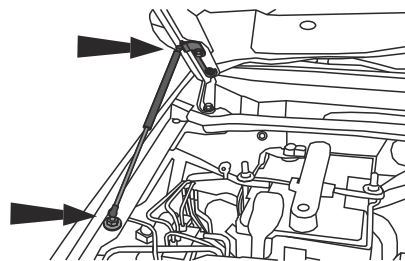
If it's needed to remove installed gas strut, disassemble how shown on the picture. Operate with the hood being totally open.



Attention! After installation, check the correct operation of all elements.



Check vehicle manual



Mitsubishi L200 Triton / Pajero Sport

Drivetech AXA
...driven by quality

HOOD STRUT KIT

Installation instructions



Model year: 2006-2015/2008-2016

Stock No.: DT-BS002

Compatibility: all types

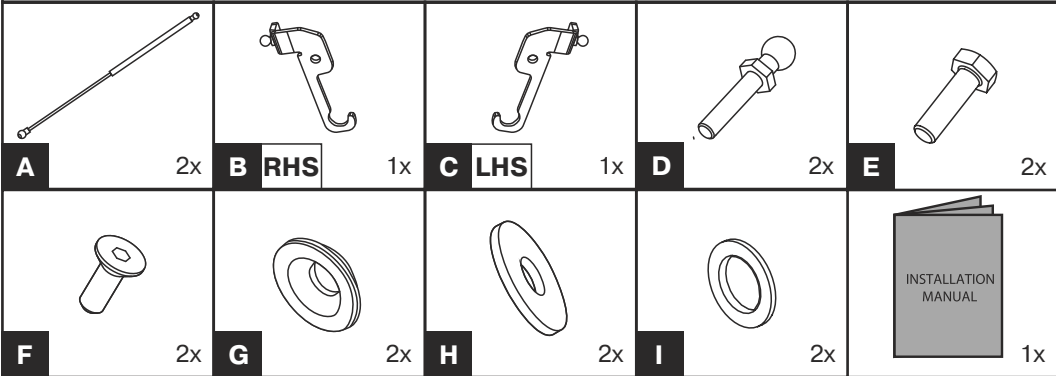
⚖ Weight: 1 kg

🕒 Installation time: 30 min

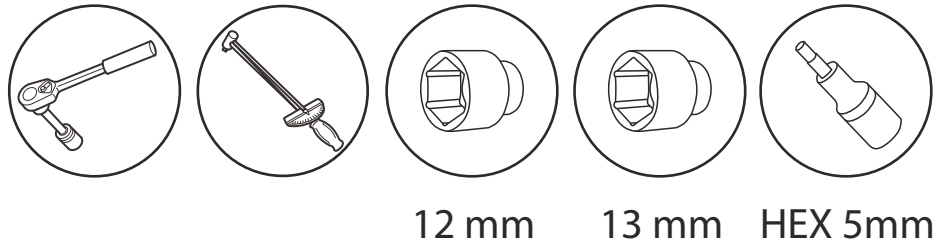
Issue # 1 from 23.02.2017



DT-BS002



Required tools



! Attention!

Before installation of gas struts, open the hood and check that there is no additional equipment installed in engine bay which can block installation.

