

Superior **ENGINEERING** PREMIUM 4x4 ACCESSORIES



MFBK-B-JIM02

Superior Mudflap Brackets Suitable for Suzuki Jimny 2018 on (Rear) – Installation Instructions

IMPORTANT




Please read and understand these installation instructions before beginning the installation process. Retain these installation instructions for future reference. It is recommended that this item be installed by a qualified person(s) with sound knowledge of 4x4 Steering & Suspension Geometry and/or 4x4 Accessories.

If you are unsure about any of the following steps, please contact Superior Engineering's Sales Team – (07) 5433 1411

WARNINGS

- Estimated installation time: 1-2 Hour(s)
- The following steps are the installer's responsibility.
- Ensure all parts have been received correctly and are suitable for the intended vehicle before undertaking any installation.
- Ensure sure all fasteners are tightened to the advised torque settings, and 262 Loctite is used on all threads unless otherwise specified.
- Recheck all fasteners within 500Kms of installation, and at every service interval thereafter.
- This product must be installed as per these instructions, only using the hardware supplied by Superior Engineering unless given prior written consent from Superior Engineering.
- This product is not to be fitted differently or modified in any way other than specified by Superior Engineering.
- This product is not to be used on any other vehicle than those specified by Superior Engineering.
- Once the product has been installed ensure all OE and Aftermarket components within proximity of the installed Superior Engineering component clear through the full range of your vehicle's Steering & Suspension movement.

PART(S) CHECKLIST

DESCRIPTION	QTY	IMAGE
Superior Mudflap Brackets	2	
Superior Mudflap Brackets – Spacers	4	
Superior Mudflap Brackets – Bolt Kit 4x M6 x 1.0 x 12mm Hex Head Bolt 4x M6 x 1.0 x 20mm Hex Head Bolt 4x M6 x 1.0 x 16mm Hex Head Bolt 16x M6 Plain Washer 8x M6 x 1.0 Nyloc Nut	1	

TORQUE SETTINGS

SIZE	TORQUE (Nm)	TORQUE (lb.ft)
M6	13	10

CAUTION

Ensure all bolts are tightened to the correct torque setting with 262 Loctite. Re-check in 500km and at every service interval thereafter

INSTALLATION STEPS

1. Park the vehicle on a level surface and ensure it is secure. Alternatively, position the vehicle securely on a hoist, using the manufacturer's designated lifting points.
2. Review the kit's components and confirm that all parts are supplied. [Refer to the above parts checklist](#)
3. Position the *Superior Mudflap Bracket* against the factory rear bar and install the supplied 2x M6 x 1.0 x 12mm Hex Head Bolts, 4x M6 Plain Washers, and 2x M6 x 1.0 Nyloc Nuts. [Refer Figure 1](#)
4. Some models of the Suzuki Jimny do NOT have OEM holes in the 2 lower mounting locations. Using a 6mm Drill Bit, drill holes which line up with the *Superior Mudflap Bracket*. If your model of Jimny has OEM holes, move onto the next step. **BEFORE DRILLING, ENSURE THE BRACKET IS LEVEL!**
5. Insert the supplied spacers in between the bumper and *Superior Mudflap Bracket*, using the supplied 2x M6 x 1.0 x 20mm Hex Head Bolts, 4x M6 Plain Washers, and 2x M6 x 1.0 Nyloc Nuts to tighten in place. [Refer Figures 2 and 3](#)
6. Tighten all the hardware to the torque settings outlined above.
7. Repeat steps 3-6 on the opposite side. [Refer Figure 5](#)
8. Install your preferred Superior Engineering Mudflaps and follow their respective instructions.
9. Conduct a test drive, checking clearance from the tyre. If any issues arise, inspect the installation and address any concerns. [Refer Figures 4, 5 and 6 for final fitment examples](#)

REFERENCE IMAGES

FIGURE 1



MFBK-B-JIM02

Superior Mudflap Brackets Suitable for Suzuki Jimny 2018 on (Rear) – Installation Instructions

FIGURE 2



FIGURE 3



FIGURE 4



MFBK-B-JIM02

Superior Mudflap Brackets Suitable for Suzuki Jimny 2018 on (Rear) – Installation Instructions

FIGURE 5



FIGURE 6



CONTACT DETAILS

Superior Engineering
8 Chrome Court, Burpengary
4505 QLD Australia

(07) 5433 1411
sales@superiorengineering.com.au

MFBK-B-JIM02

Superior Mudflap Brackets Suitable for Suzuki Jimny 2018 on (Rear) – Installation Instructions

RECOMMENDED ADD-ONS

Superior
ENGINEERING
PREMIUM 4x4 ACCESSORIES
NEED MUDFLAPS?

BUY NOW!



SCAN HERE



MFBK-B-JIM02

Superior Mudflap Brackets Suitable for Suzuki Jimny 2018 on (Rear) – Installation Instructions