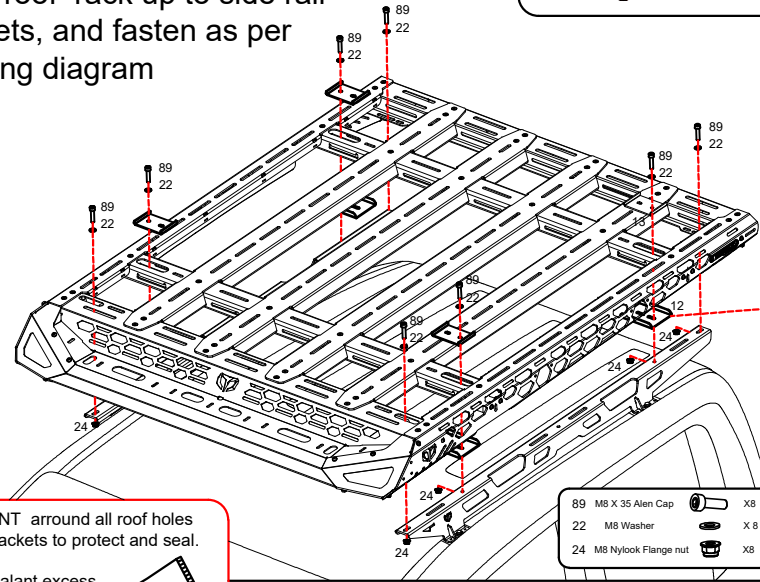


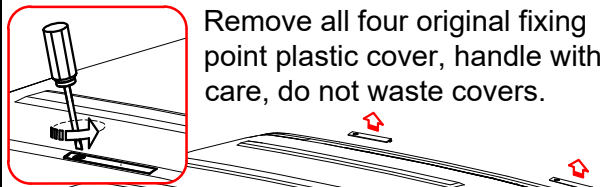
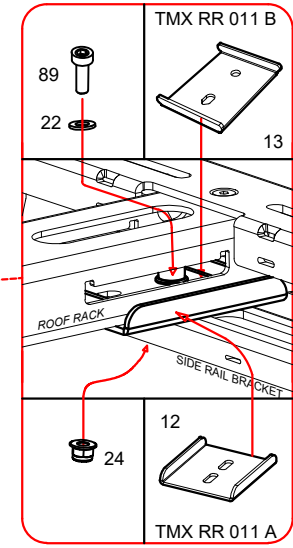
AMAROK D/C 104072



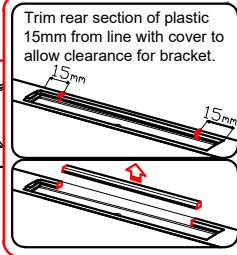
Place roof rack up to side rail brackets, and fasten as per following diagram



- 89 M8 X 35 Alen Cap X8
- 22 M8 Washer X 8
- 24 M8 Nylock Flange nut X8

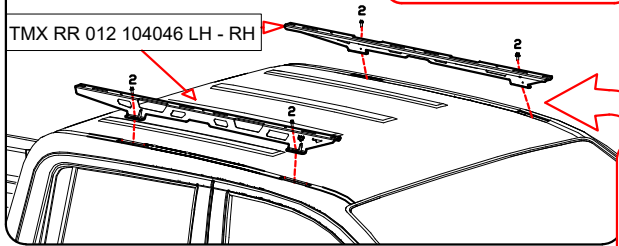


Remove all four original fixing point plastic cover, handle with care, do not waste covers.



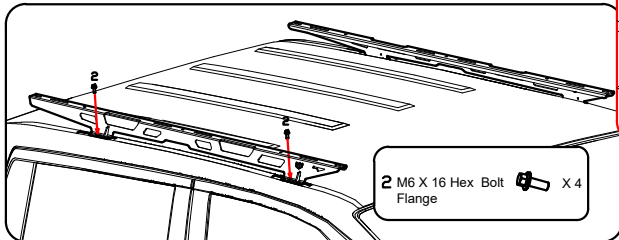
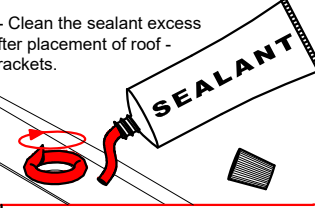
Trim rear section of plastic 15mm from line with cover to allow clearance for bracket.

Fit side under rails with M6 in original holes.

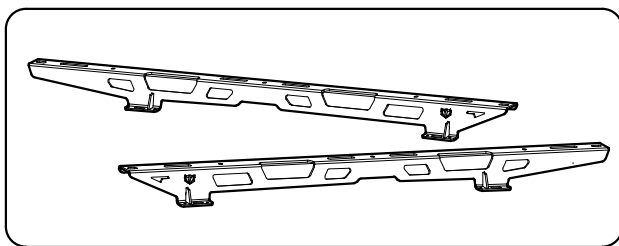


TMX RR 012 104046 LH - RH

- 1- Use SEALANT around all roof holes before place brackets to protect and seal.
- 2- Clean the sealant excess after placement of roof - brackets.



2 M6 X 16 Hex Bolt Flange X 4



DONE!

TMX RR 104046 BRACKET BOLT KIT			
Item N°	Part	Description	Qty
24	M8 1,25 flange nylock nut		8
2	M6 1,25 x 20 Hex bolt		4
89	M8 x 35 Alen Cap		8
22	M8 washer		12

